



UNHIS SAMPLE DECISION BOARD



17,313

Total Patients Served

7,436

Unique Patients Served

1,996

Unique Patients Visits with Consultant

9,265

Appointments Booked

17,175

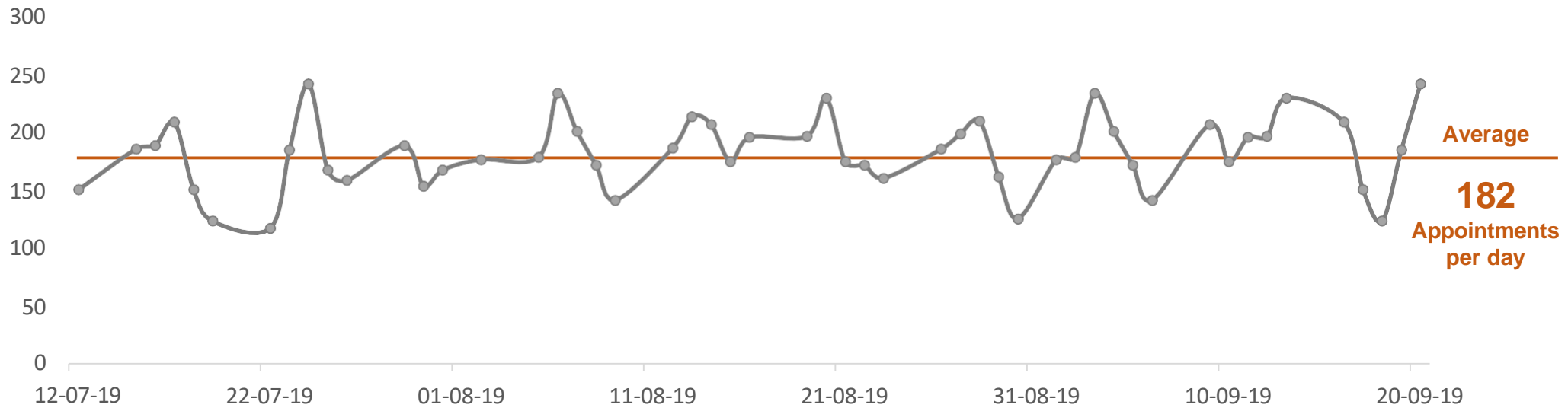
Prescriptions Pharmacists Dispensed

\$14.36M

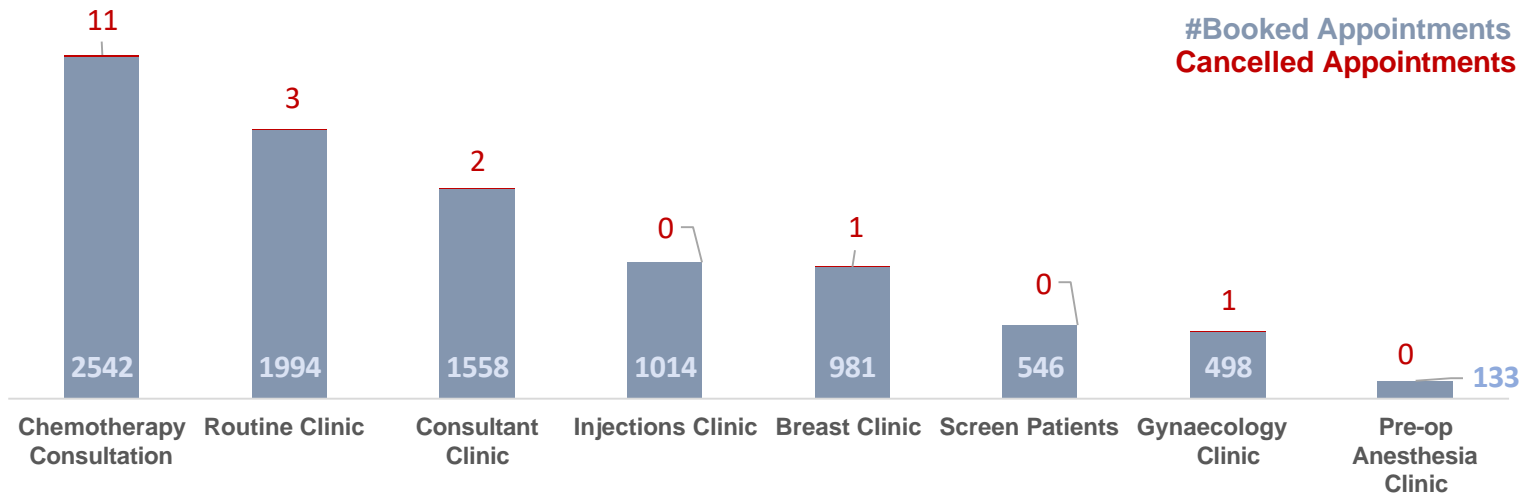
Cost

Appointment Day-wise Trend

Sample Data for Illustrative Purposes



#Appointments by Units



Pharma Stats

14,684

Total Pharma Patients Visits

5,440

Unique Pharma Patients Served

\$14.36M

Pharma Cost

17,313

Total Patients Served

7,436

Unique Patients Served

1,996

Unique Patients Visits with Consultant

9,265

Appointments Booked

17,175

Prescriptions Pharmacists Dispensed

\$14.36M

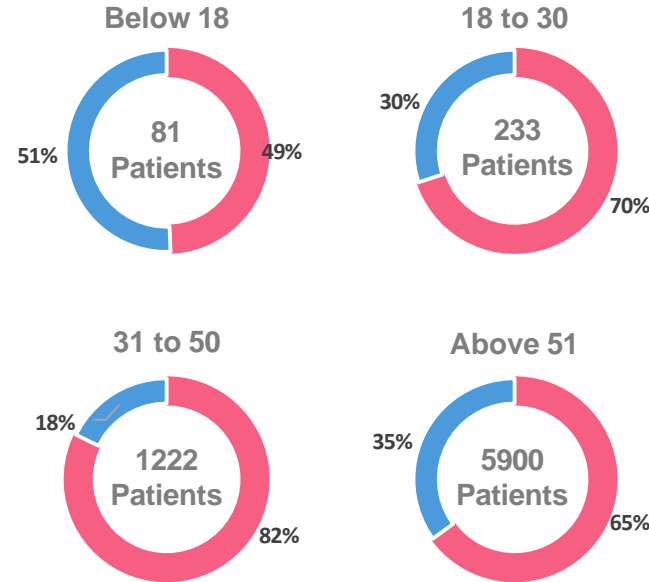
Cost

Gender & Age Distribution

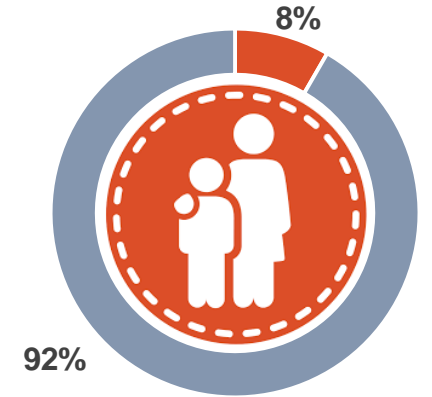
32% Male



68% Female



Sample Data for Illustrative Purposes Next of Kin Stats



Patients with Next of Kin
 Patients without Next of Kin

Bed Management

Total Beds Allocated: 59



TCU Male: 19



TCU Female: 40

Chemotherapy: 27

Gynae Surgery: 5


Radiation: 15

Breast Surgery: 4

Blood Transfusion: 8

*Data available from Sep 16, 2019

Patient Volume



Aug 29, 2019

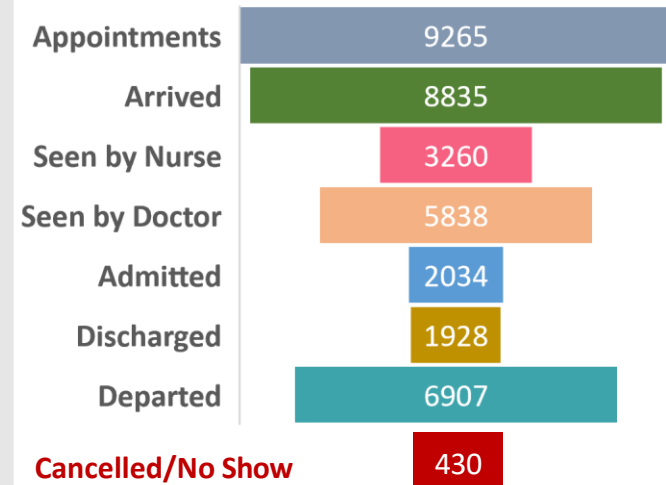
Week 1 2 3 4



Sep 20, 2019

5 6 7 Week 8

Patient Stage Funnel



17,313

Total Patients Served

7,436

Unique Patients Served

1,996

Unique Patients Visits with Consultant

9,265

Appointments Booked

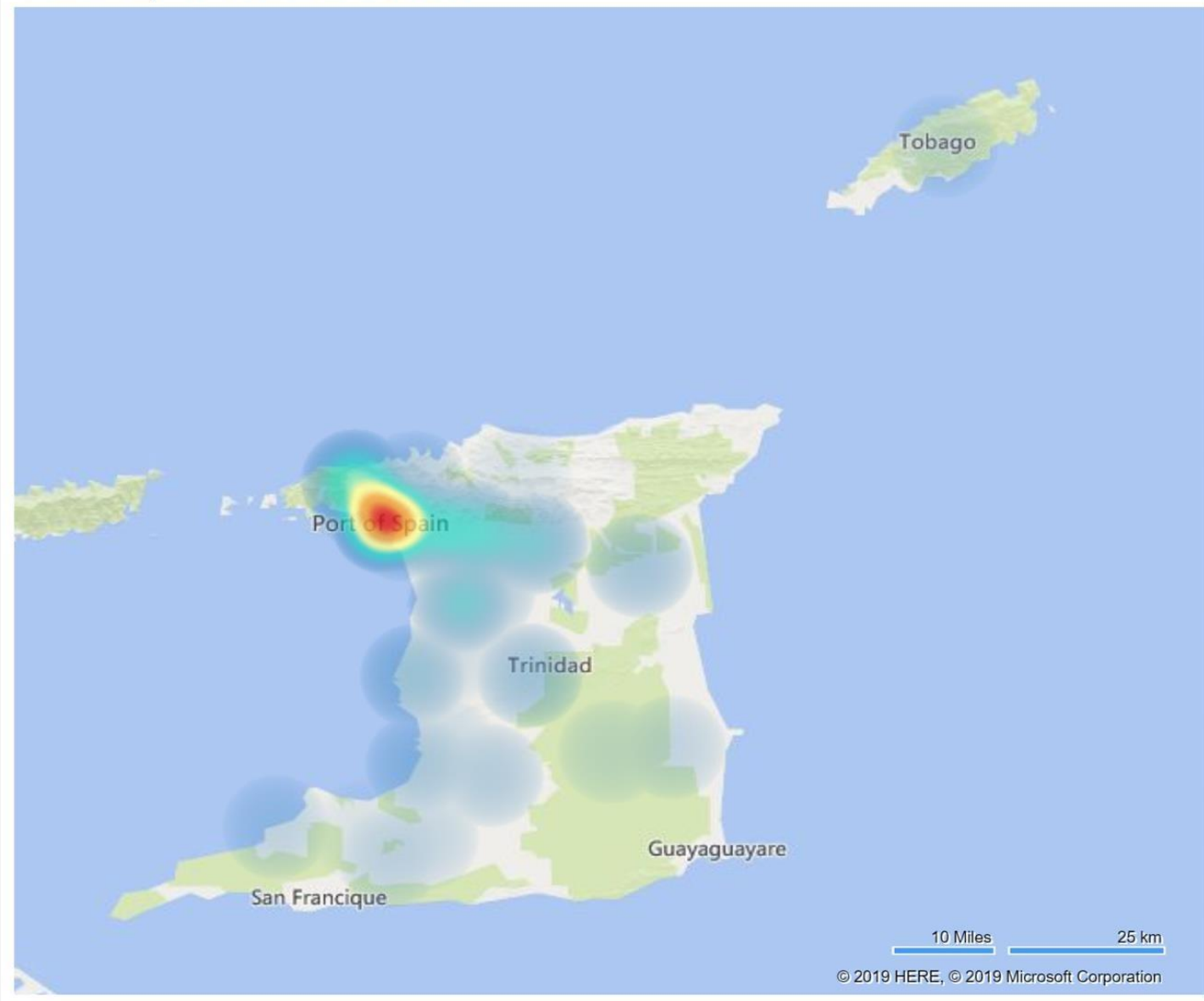
17,175

Prescriptions Pharmacists Dispensed

\$14.36M

Cost

Heat Map of Patients Served

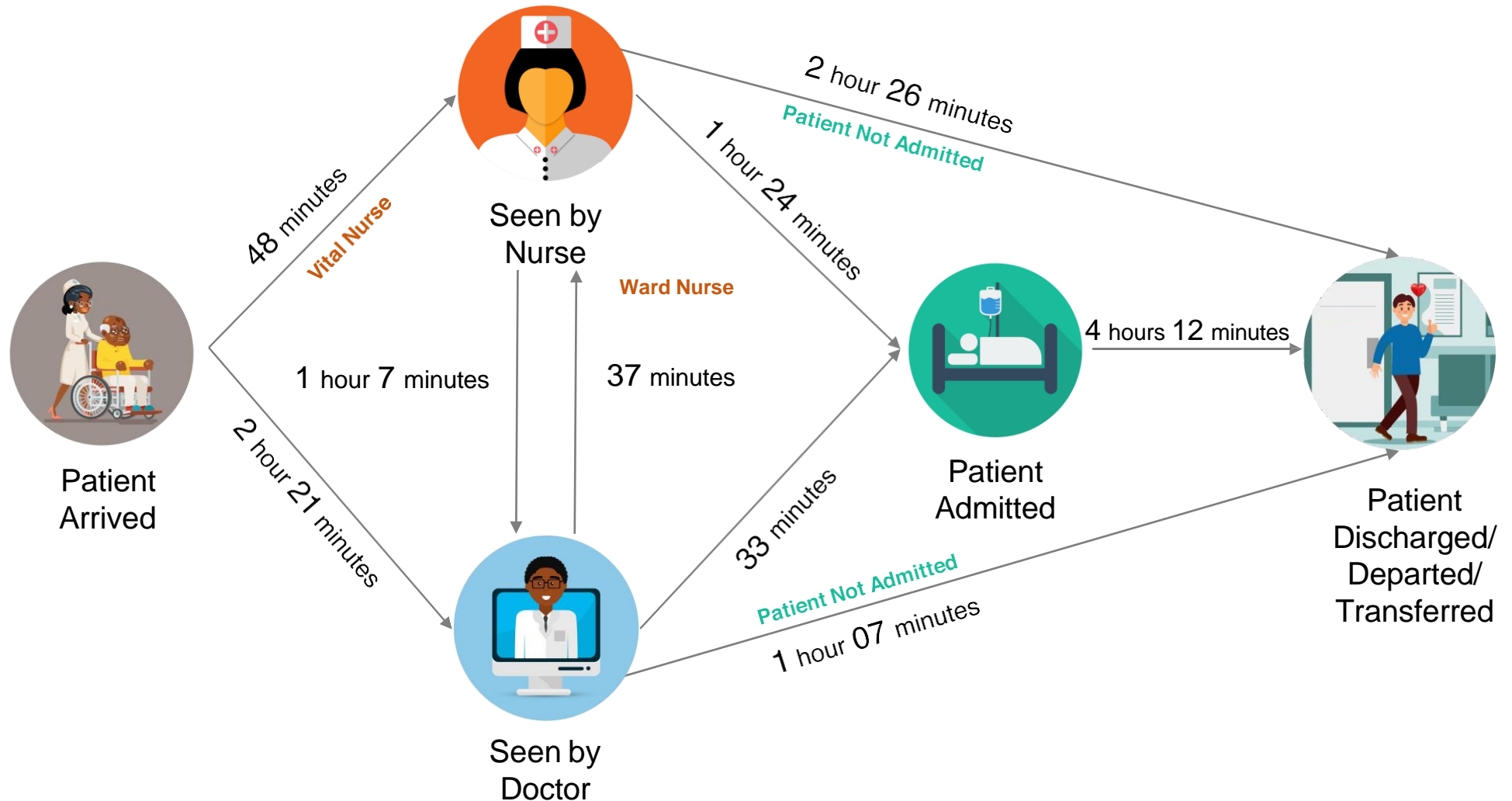


Sample Data for Illustrative Purposes

| Area Name | #Patients |
|---------------|-----------|
| Port of Spain | 2402 |
| Diego Martin | 890 |
| Tunapuna | 700 |
| San Juan | 625 |
| Chaguanas | 480 |
| Arima | 421 |
| Couva | 292 |
| Petit Valley | 225 |
| Arouca | 205 |
| Sangre Grande | 191 |
| Barataria | 158 |
| San Fernando | 155 |
| Maraval | 104 |
| Cunupia | 99 |
| Maracas | 94 |
| Laventille | 89 |
| Siparia | 83 |
| Princes Town | 80 |
| Santa Cruz | 44 |
| Point Fortin | 40 |
| Penal | 38 |
| Valsayn | 36 |
| Mayaro | 35 |
| Rio Claro | 23 |
| Aranguez | 21 |
| Tobago | 19 |

Sample Data for Illustrative Purposes

Patient Journey (Median Turn Around Time between stages)



17,313

Total Patients Served

7,436

Unique Patients Served

1,996

Unique Patients Visits with Consultant

9,265

Appointments Booked

17,175

Prescriptions Pharmacists Dispensed

\$14.36M

Cost

17,313

Total Patients Served

7,436

Unique Patients Served

1,996

Unique Patients Visits with Consultant

9,265

Appointments Booked

17,175

Prescriptions Pharmacists Dispensed

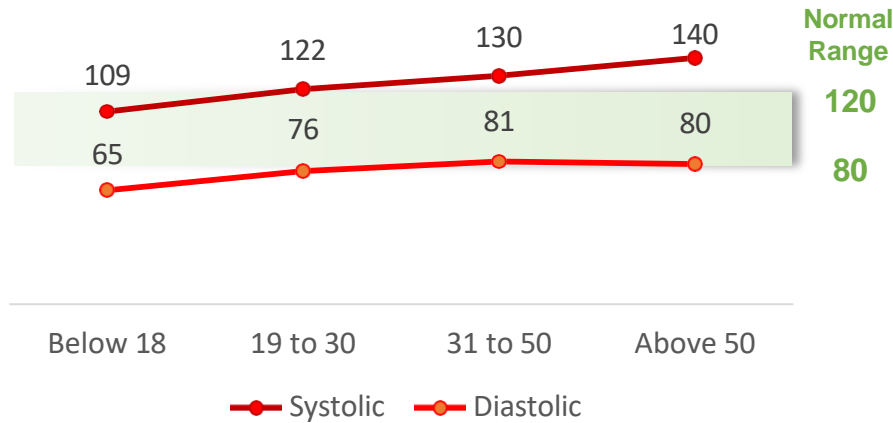
\$14.36M

Cost

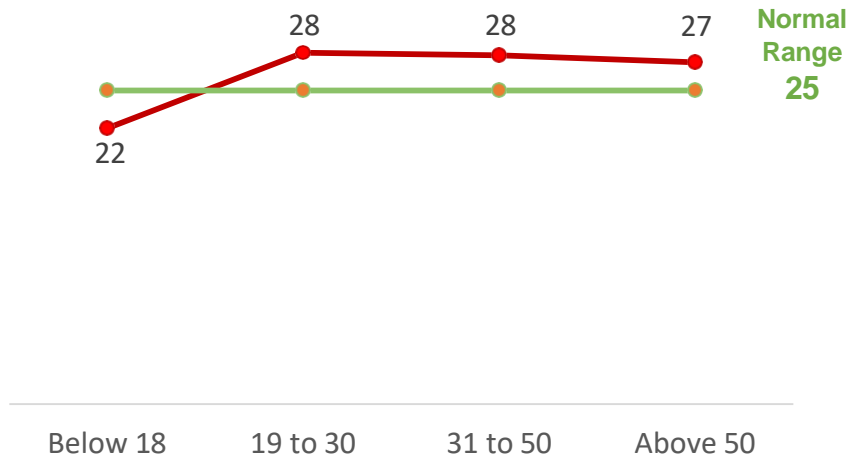
Nurse Vitals

1,201 Patients 7,397 Vitals Filled

Blood Pressure (mmHg)

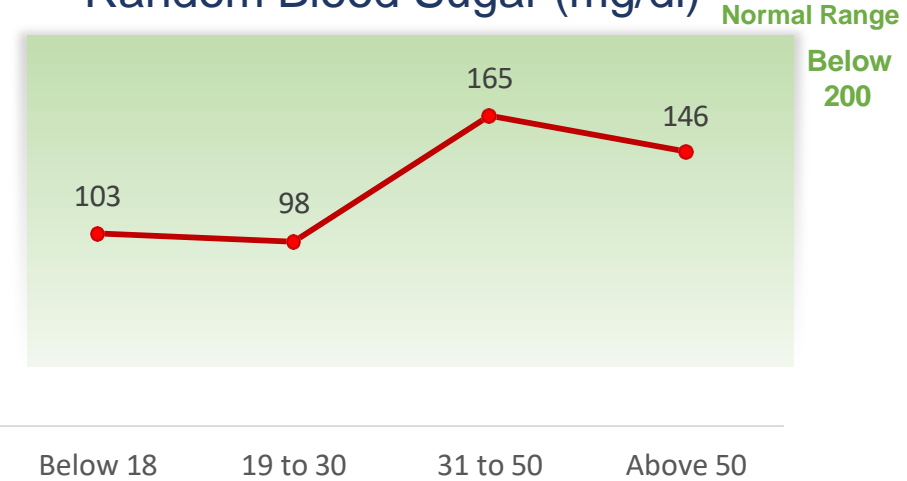


Body Mass Index (kg/m²)

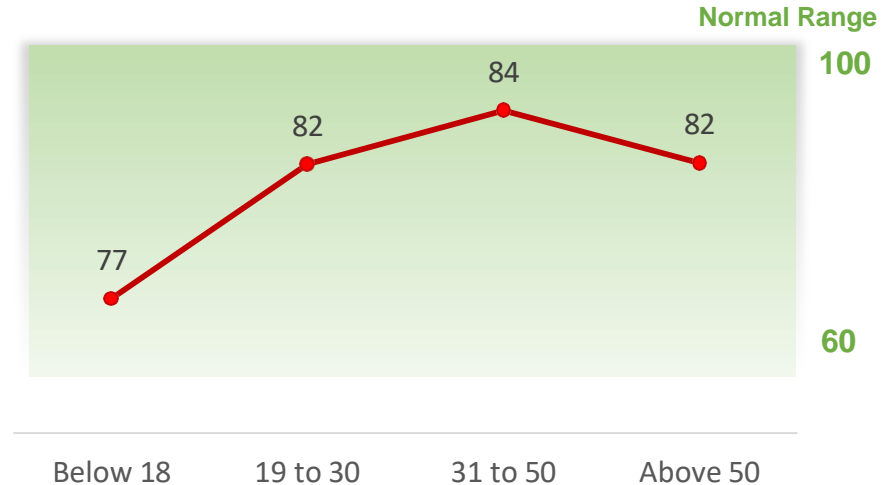


Sample Data for Illustrative Purposes

Random Blood Sugar (mg/dl)



Pulse (Heart beats per minute)



Sample Data for Illustrative Purposes

17,313

Total Patients Served

7,436

Unique Patients Served

1,996

Unique Patients Visits with Consultant

9,265

Appointments Booked

17,175

Prescriptions Pharmacists Dispensed

\$14.36M

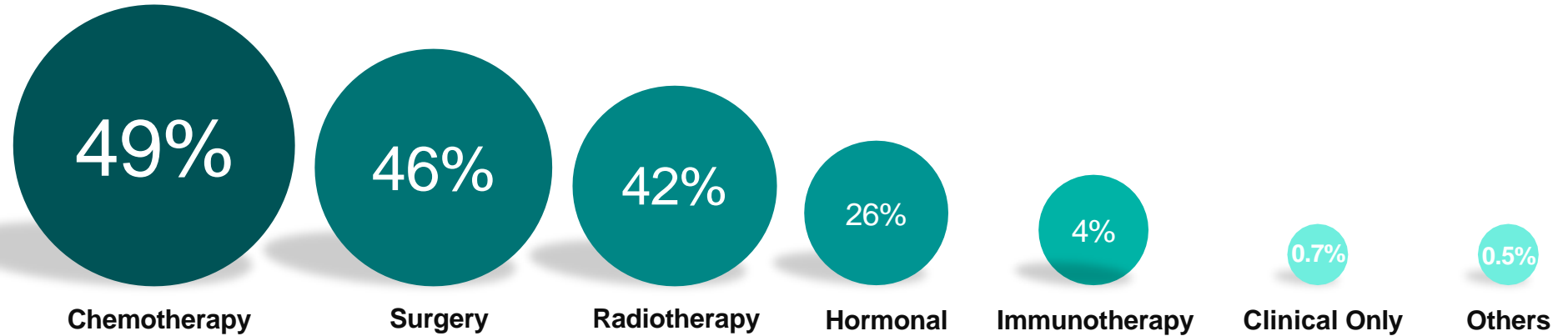
Cost

Progress Notes

2400 Patients

4591 Forms Filled

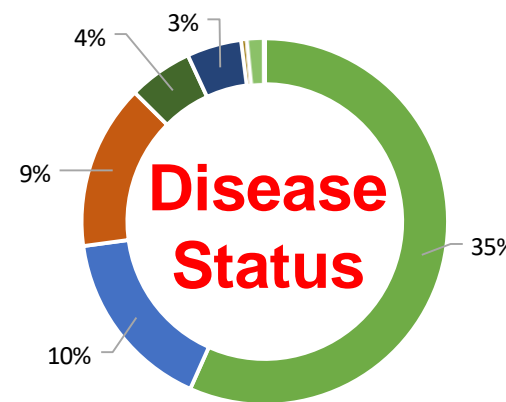
Treatment Type Mentions



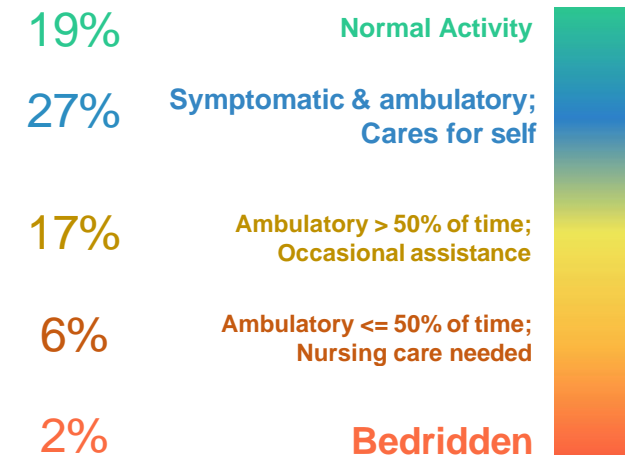
Treatment Intent

| | #Patients | Cost (TT\$) |
|--------------|-----------|-------------|
| Palliative | 25% | \$3.5M |
| Curative | 45% | \$1.7M |
| Missing Data | 30% | \$1.2M |

Stage of Cancer



Performance Response To Treatment



- Stable
- Remission
- Metastatic (progression)
- Biopsy Only
- Recurrence
- Metastatic (stable)
- Residual Disease
- Local Progression

Sample Data for Illustrative Purposes

17,313
Total Patients Served

7,436
Unique Patients Served

1,996
Unique Patients Visits with Consultant

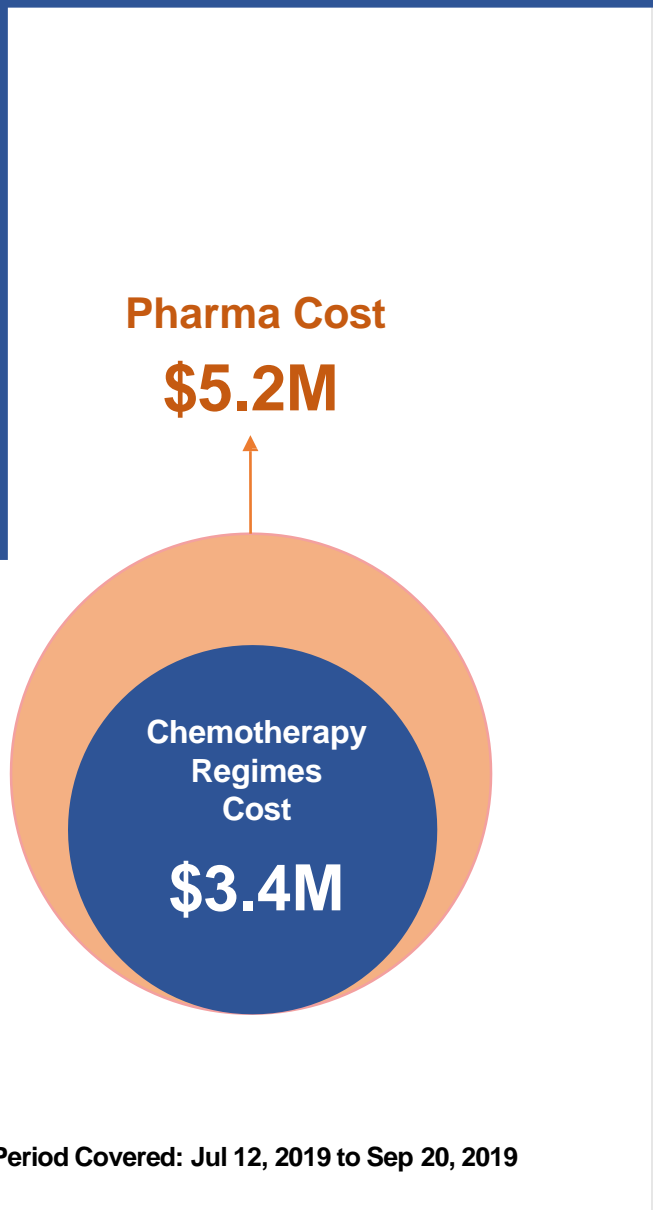
9,265
Appointments Booked

17,175
Prescriptions Pharmacists Dispensed

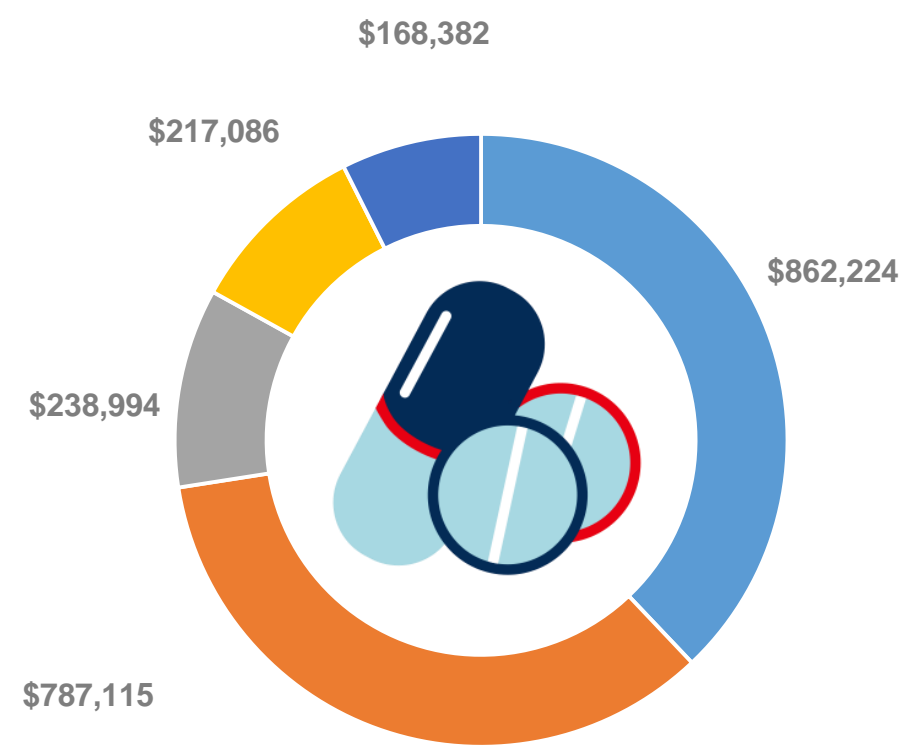
\$14.36M
Cost

451 Patients **\$3.4M** Total Chemo Regime Cost **941** Regimes TCU: 150 | PCS: 791

Chemotherapy Regimes



Top 5 Chemo Medicines Dispensed = \$2.3M



- TRASTUZUMAB-440
- TRASTUZUMAB-600
- BEVACIZUMAB-400
- CETUXIMAB INJ SOLUTION FOR INFUSION-5
- BEVACIZUMAB-100

Sample Data for Illustrative Purposes

17,313

Total Patients Served

7,436

Unique Patients Served

1,996

Unique Patients Visits with Consultant

9,265

Appointments Booked

17,175

Prescriptions Pharmacists Dispensed

\$14.36M

Cost

Top 3 Dispensed Regimes by Cost

| 1. Herceptin (Single Agent) | | | 2. DCT Docetaxel - Carboplatin | | | 3. Herceptin | | |
|-----------------------------|------------------------------------|----------------------------|--------------------------------|------------------------------------|---------------------------|-----------------------|------------------------------------|---------------------------|
| 47 Patients | \$1.6M Total Cost (TT\$) | 155 Times Filled | 23 Patients | \$536K Total Cost (TT\$) | 44 Times Filled | 14 Patients | \$446K Total Cost (TT\$) | 39 Times Filled |
| Pre-Med Cost (TT\$) | Chemo Cost (TT\$) | Take Home Cost (TT\$) | Pre-Med Cost (TT\$) | Chemo Cost (TT\$) | Take Home Cost (TT\$) | Pre-Med Cost (TT\$) | Chemo Cost (TT\$) | Take Home Cost (TT\$) |
| \$0 | \$1.56M | \$47K | \$0 | \$526K | \$10K | \$0 | \$410K | \$36K |

Top 3 Dispensed Regimes by #Patients

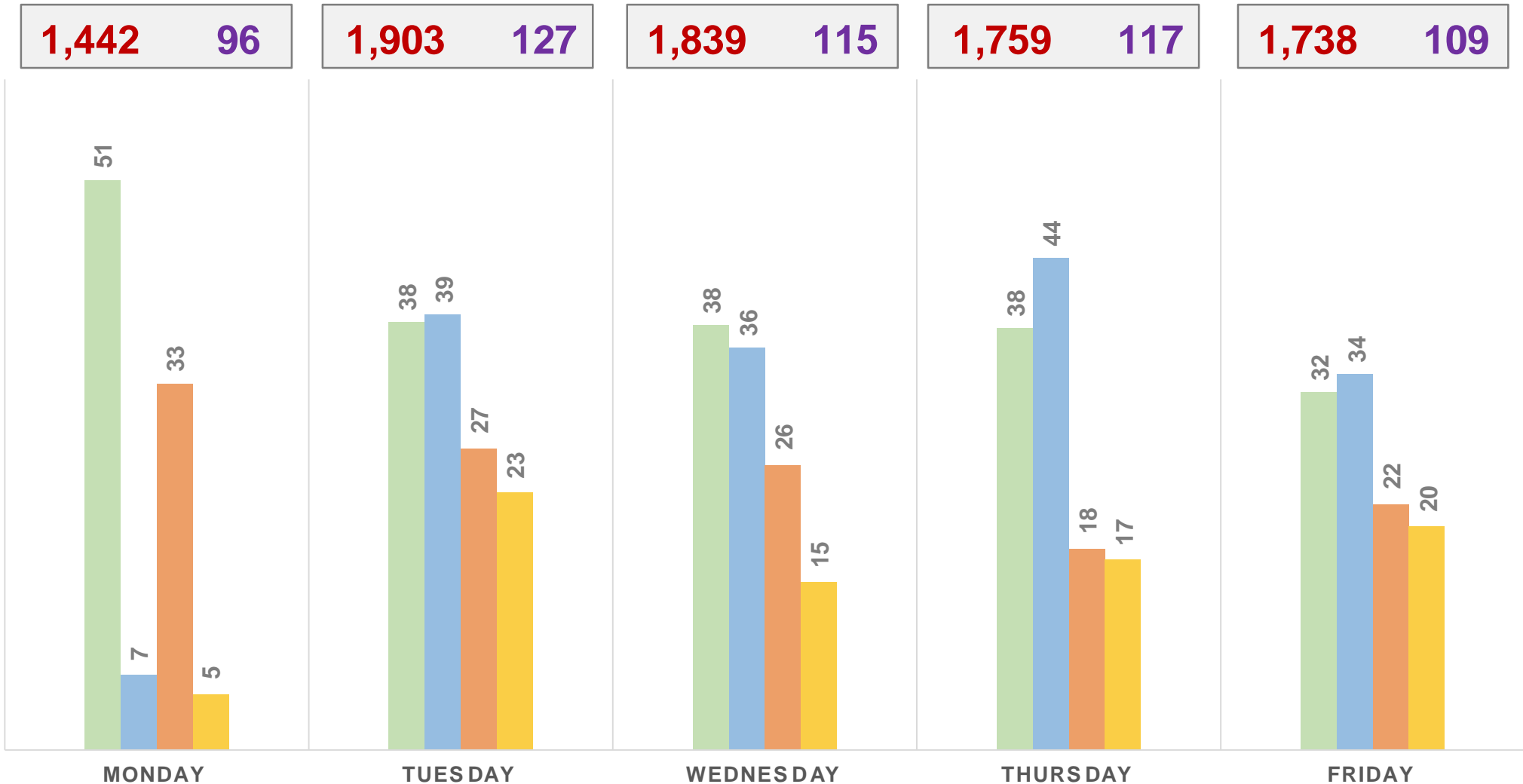
| 1. Paclitaxel/Carboplatin | | | 2. Herceptin (Single Agent) | | | 3. Xelox | | |
|---------------------------|------------------------------------|----------------------------|-----------------------------|------------------------------------|----------------------------|-----------------------|------------------------------------|----------------------------|
| 80 Patients | \$149k Total Cost (TT\$) | 189 Times Filled | 47 Patients | \$1.6M Total Cost (TT\$) | 155 Times Filled | 40 Patients | \$117K Total Cost (TT\$) | 114 Times Filled |
| Pre-Med Cost (TT\$) | Chemo Cost (TT\$) | Take Home Cost (TT\$) | Pre-Med Cost (TT\$) | Chemo Cost (TT\$) | Take Home Cost (TT\$) | Pre-Med Cost (TT\$) | Chemo Cost (TT\$) | Take Home Cost (TT\$) |
| \$6k | \$80k | \$63K | \$0 | \$1.56M | \$47K | \$0 | \$64K | \$53K |

Sample Data for Illustrative Purposes

Average Daily Visits For Units

■ Chemo Consultation ■ Routine Clinic ■ Consultant Clinic ■ Injections Clinic

Total Appointments Average Appointments



17,313

Total Patients Served

7,436

Unique Patients Served

1,996

Unique Patients Visits with Consultant

9,265

Appointments Booked

17,175

Prescriptions Pharmacists Dispensed

\$14.36M

Cost

17,313

Total Patients Served

7,436

Unique Patients Served

1,996

Unique Patients Visits with Consultant

9,265

Appointments Booked

17,175

Prescriptions Pharmacists Dispensed

\$14.36M

Cost

Provider View

Routine
Clinic

Consultant
Clinic

Chemo
Consultation

Injections
Clinic

Others

Sample Data for Illustrative Purposes

#Appointments by Units

| Provider Name | Average Appointments Per Day | Total Patients Served | #Appointments by Units | | | | |
|---------------|------------------------------|-----------------------|------------------------|----|-----|-----|---|
| DIP-1 | 13 | 983 | 388 | 23 | 411 | 160 | 5 |
| DIP-2 | 13 | 952 | 374 | 23 | 400 | 155 | 0 |
| DIP-3 | 13 | 825 | 338 | 21 | 334 | 132 | 0 |
| DIP-4 | 12 | 869 | 355 | 22 | 360 | 129 | 3 |
| DIP-5 | 12 | 816 | 321 | 12 | 344 | 134 | 1 |
| DIP-6 | 12 | 746 | 318 | 22 | 276 | 124 | 6 |
| DIP-7 | 12 | 743 | 291 | 12 | 307 | 133 | 0 |
| DIP-8 | 12 | 524 | 226 | 8 | 206 | 84 | 0 |



Pharma Decision Board

Date Range

01/05/2019

20/09/2019

Sample Data for Illustrative Purposes

14.68K

Total Patients Served

5440

Unique Patients Served

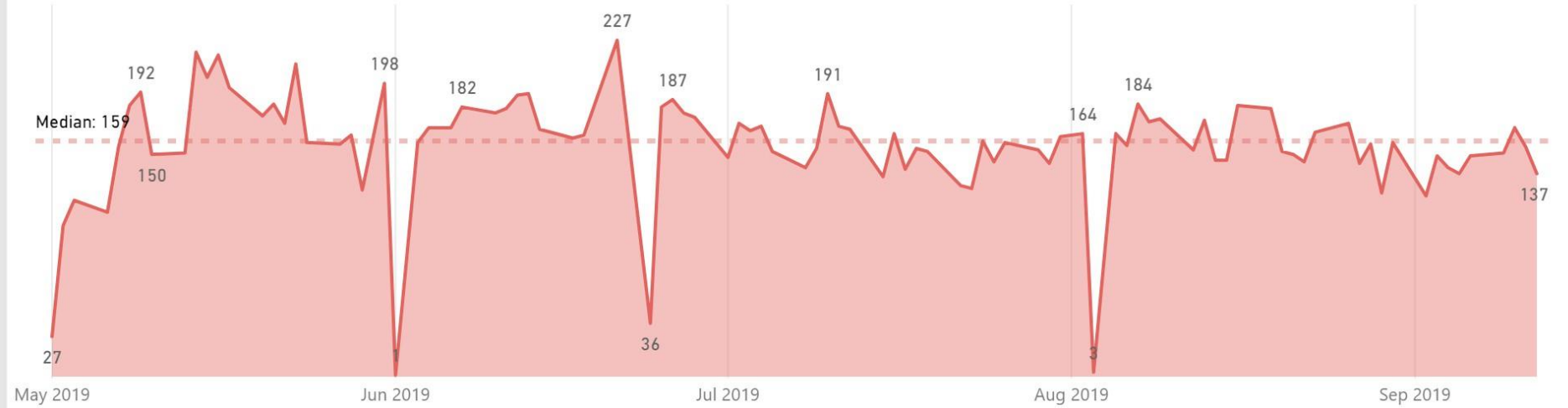
17,175

Prescription Dispensed

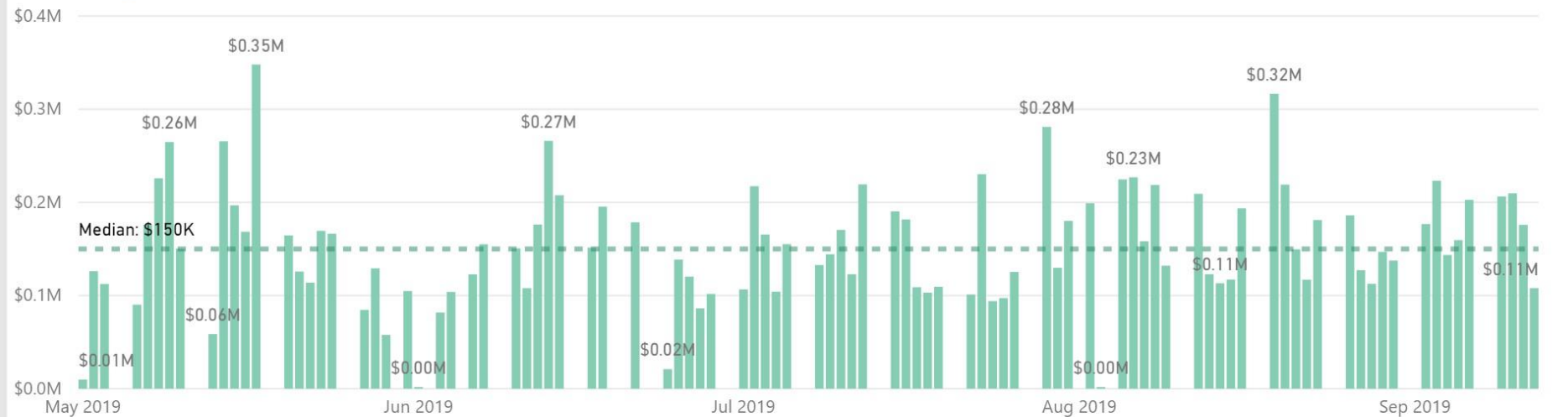
\$14.36M

Cost

Patients Served



Cost by Date





Pharma Decision Board

Date Range

01/05/2019

20/09/2019

Sample Data for Illustrative Purposes

14.68K

Total Patients Served

5440

Unique Patients Served

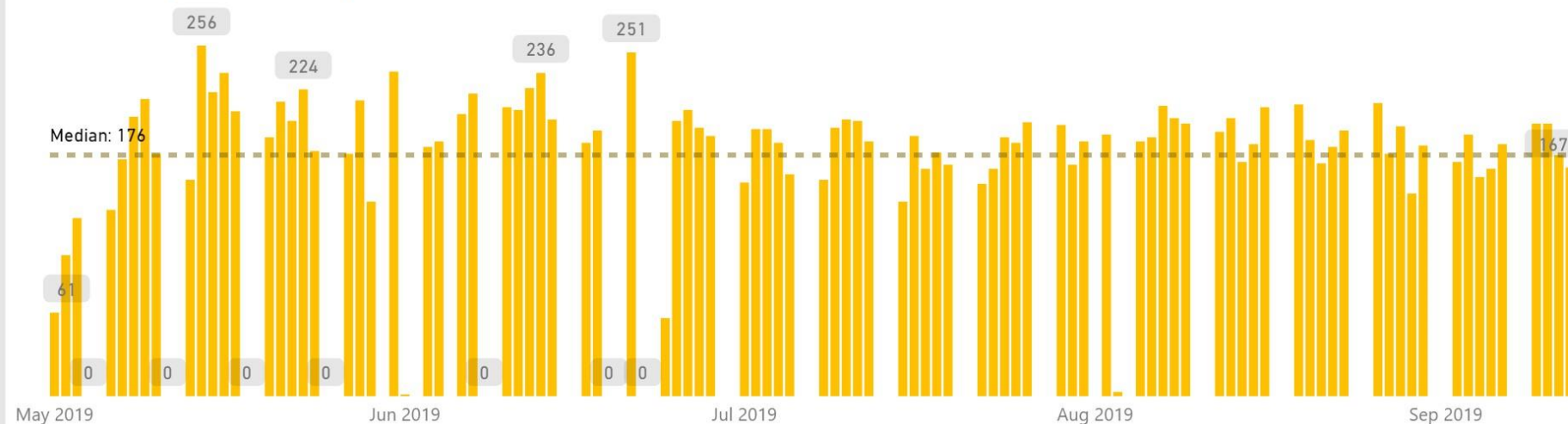
17,175

Prescription Dispensed

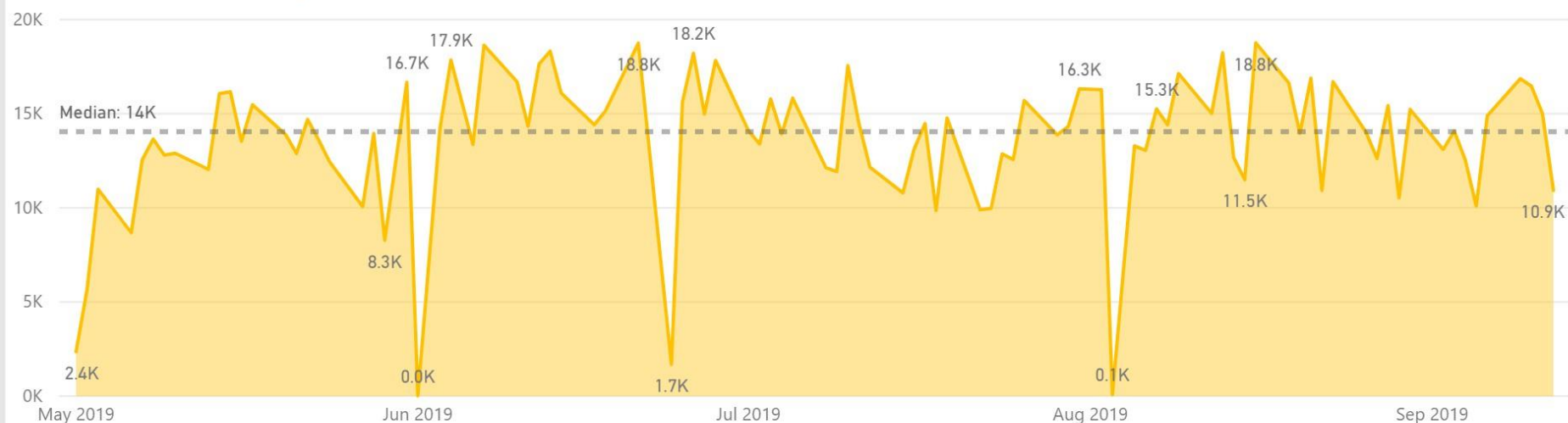
\$14.36M

Cost

Prescriptions Dispensed



Medicines Dispensed



Sample Data for Illustrative Purposes

14.68K

Total Patients Served

5440

Unique Patients Served

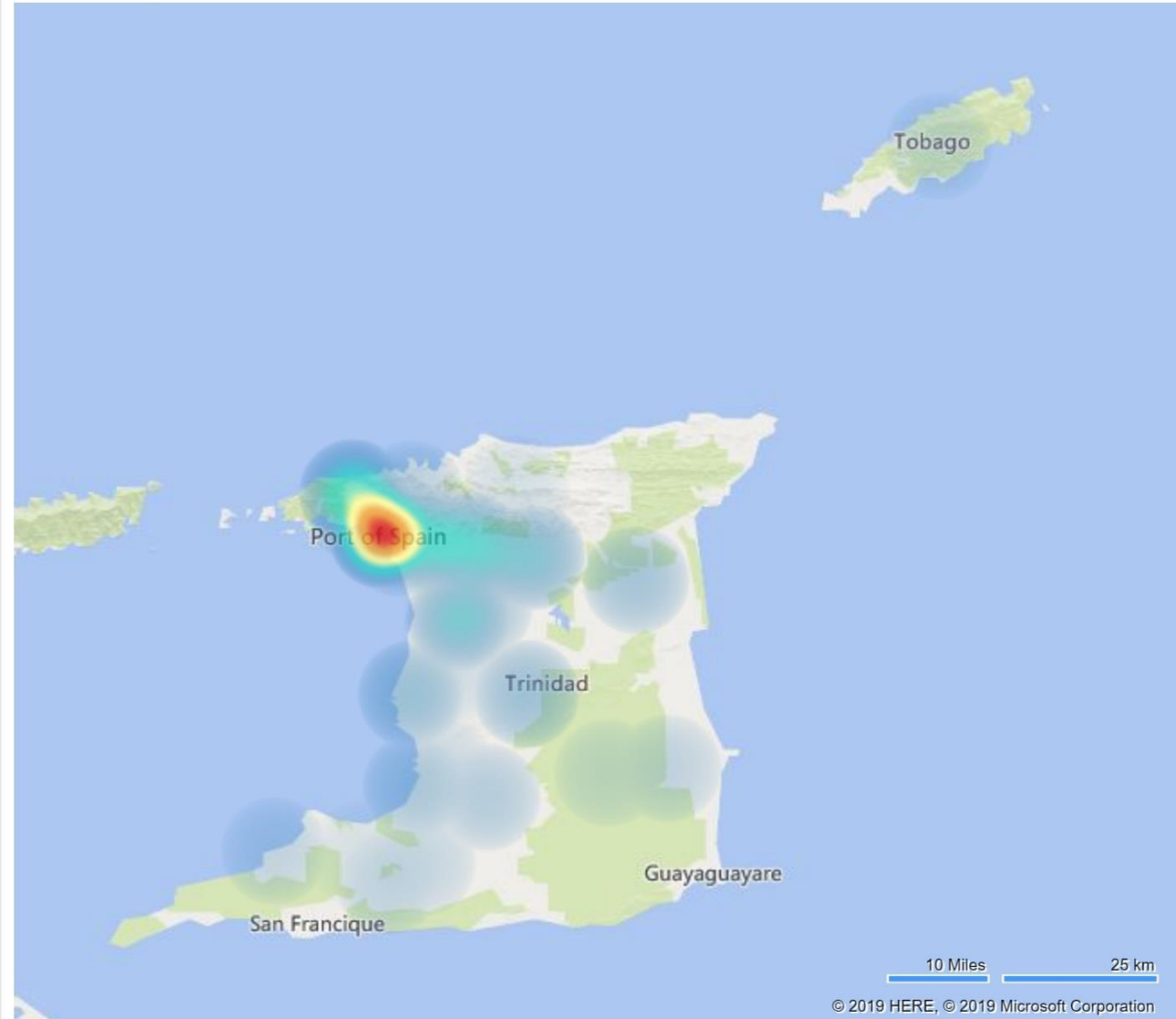
17,175

Prescription Dispensed

\$14.36M

Cost

Heat Map of Patients Served



| Area Name | #Patients |
|---------------|-----------|
| Port of Spain | 2199 |
| Diego Martin | 722 |
| San Juan | 419 |
| Tunapuna | 406 |
| Chaguanas | 306 |
| Arima | 253 |
| Petit Valley | 170 |
| Couva | 149 |
| Arouca | 132 |
| Barataria | 116 |
| Sangre Grande | 83 |
| Maraval | 63 |
| San Fernando | 58 |
| Others | 57 |
| Maracas | 48 |
| Laventille | 47 |
| Cunupia | 45 |
| Princes Town | 34 |
| Santa Cruz | 22 |
| Valsayn | 19 |
| Siparia | 17 |
| Mayaro | 16 |
| Aranguez | 13 |
| Point Fortin | 13 |
| Penal | 9 |
| Tobago | 7 |

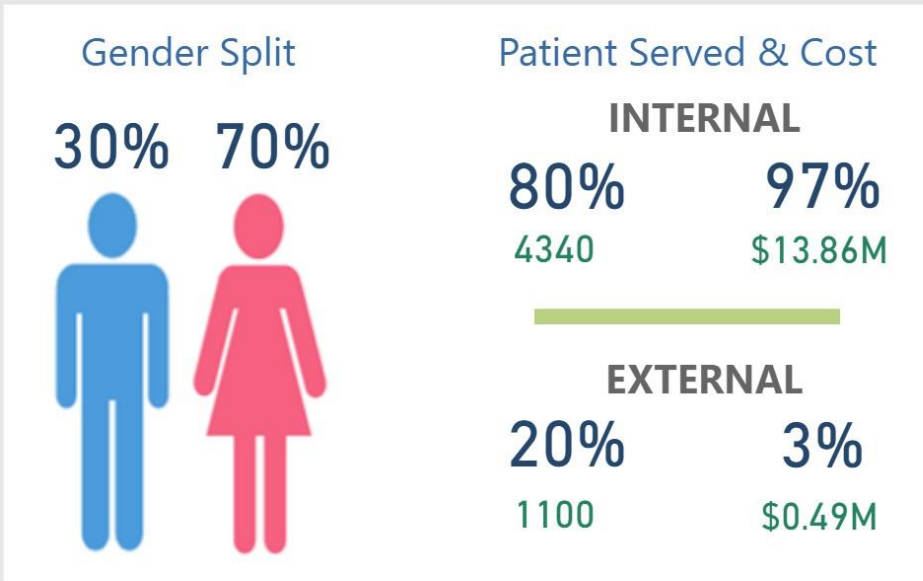
Sample Data for Illustrative Purposes

14.68K
Total Patients Served

5440
Unique Patients Served

17,175
Prescription Dispensed

\$14.36M
Cost



Cost By Patient (Top 5)

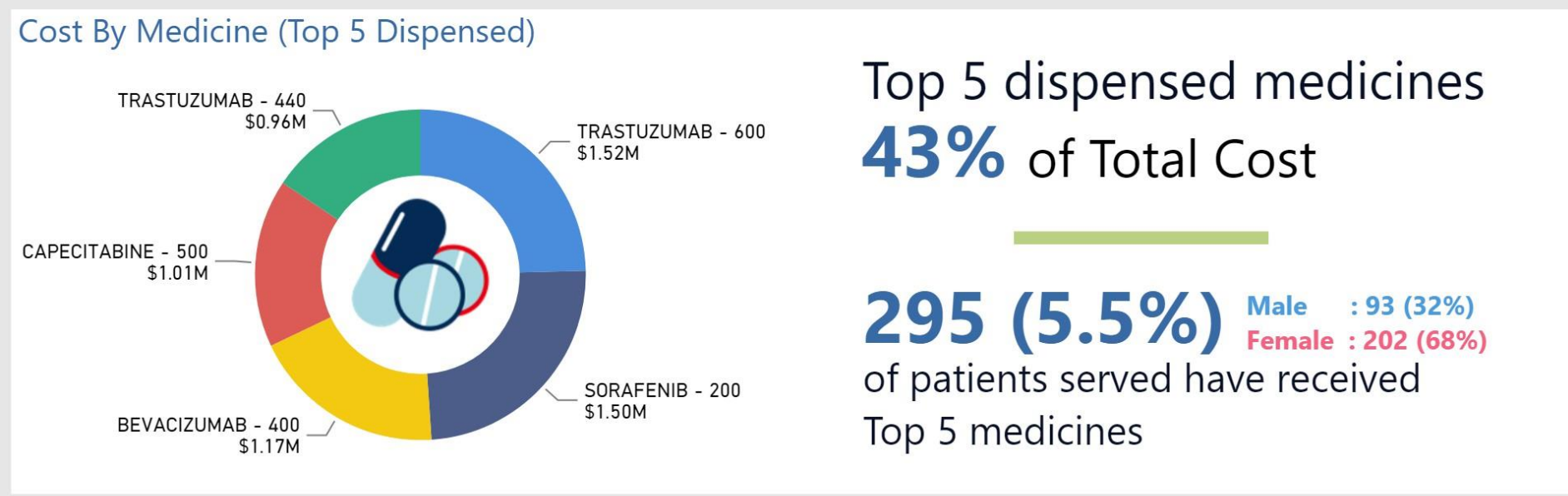
8% of Total Cost

Internal
 External

Medicine:

Female
 Male

| Patient | Age | #Units Dispensed | Cost (TT\$) |
|----------|-----|------------------|--------------|
| DIP-2227 | 84 | 600 | \$267,219.48 |
| DIP-1908 | 66 | 786 | \$253,288.24 |
| DIP-2829 | 51 | 901 | \$213,441.66 |
| DIP-2694 | 55 | 660 | \$211,355.72 |
| DIP-2710 | 78 | 691 | \$198,467.49 |

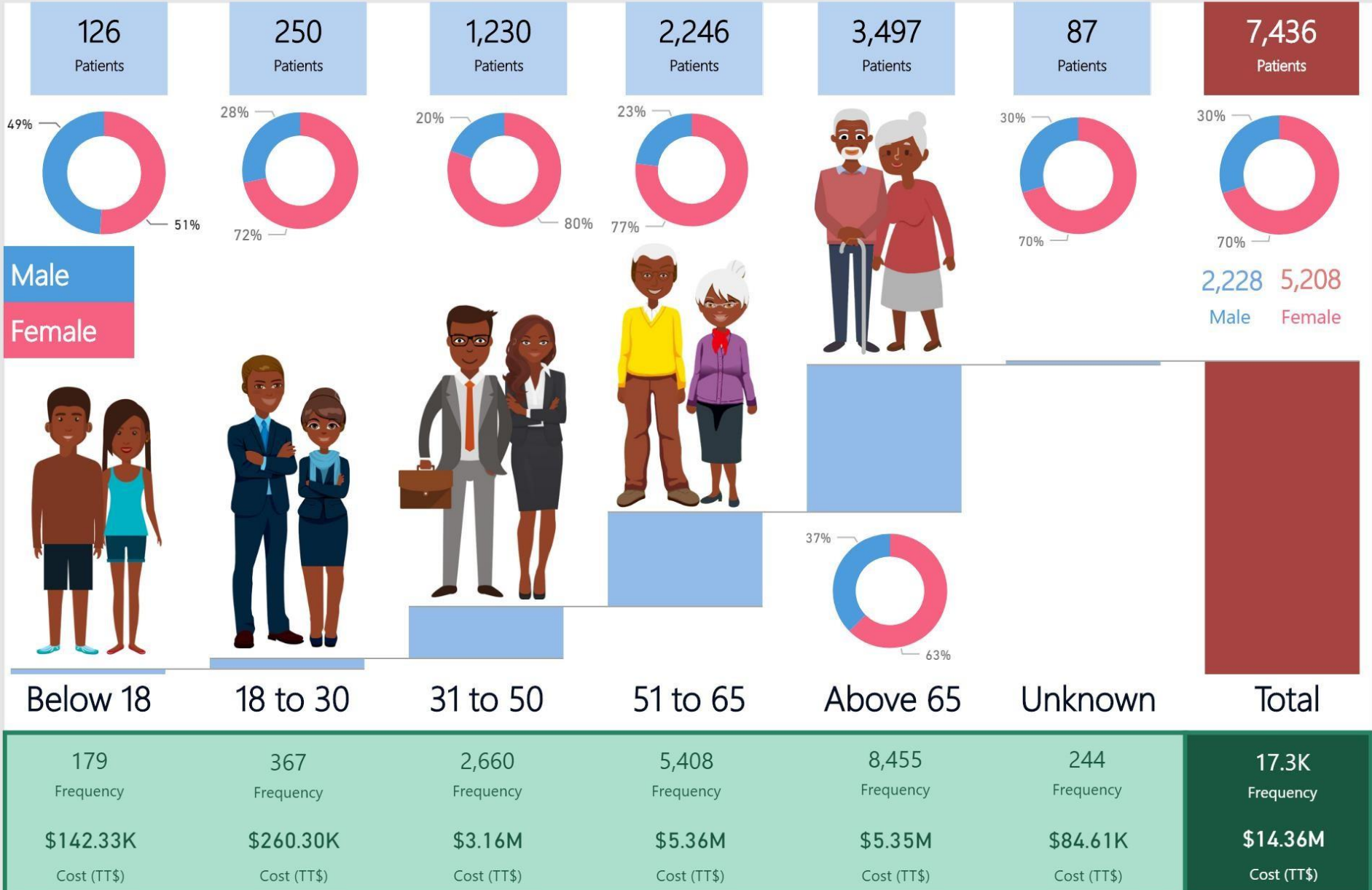


14.68K
Total Patients Served

5440
Unique Patients Served

17,175
Prescription Dispensed

\$14.36M
Cost



14.68K

Total Patients Served

5440

Unique Patients Served

17,175

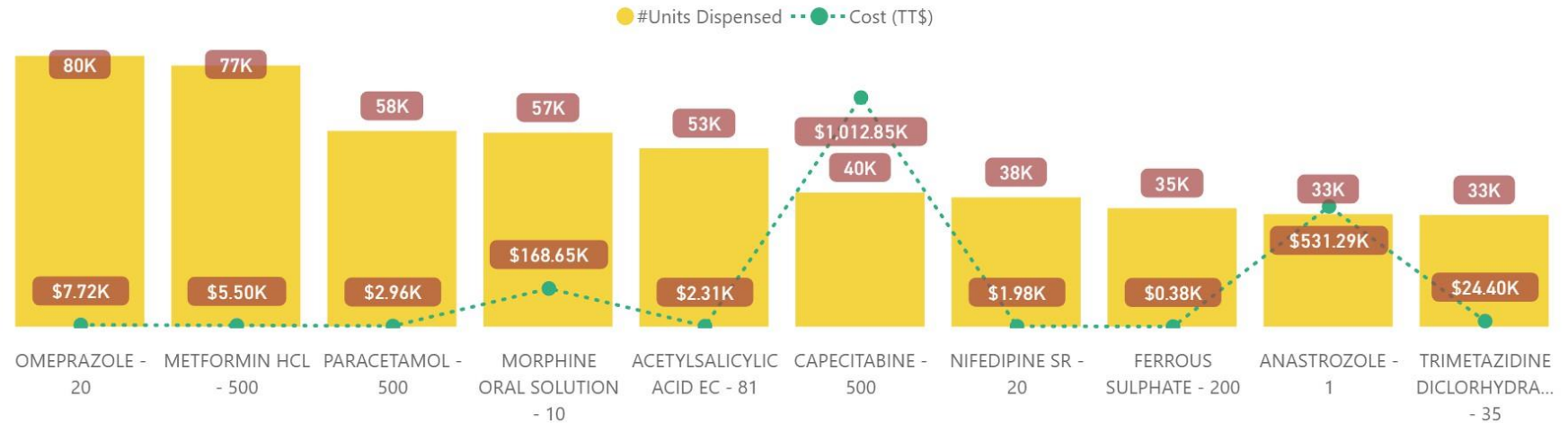
Prescription Dispensed

\$14.36M

Cost (TT\$)
Cost

Most Frequently Dispensed Medicines (Top 10)

Sample Data for Illustrative Purposes



The cost of Top 10 most frequently dispensed medicines is

13% of Total Cost

3,424 (63%) Male : 911 (27%)
Female : 2,513 (73%)

of patients served have received Top 10 most frequently dispensed medicines

Sample Data for Illustrative Purposes

Warehouse

- Select all
- Chemotherapy
- Mainsite
- Outpatient

Expiry Date

31/05/2019 31/08/2019



2110

#Units

\$50.12K

Cost

List of Expired Medicines (May-Aug 2019)

| Medicine Name | Batch Name | Catalog Number | Warehouse | #Units | Amount (TT\$) | Expiry Date |
|---------------------------------|------------|----------------|--------------|--------|---------------|-----------------|
| BENZTROPINE MESYLAT.-1 | BN00029 | 90006386 | Mainsite | 55 | \$36,215.30 | 31 May, 2019 |
| CEFUROXIME AXETIL-250 | BN00051 | 90000968 | Mainsite | 1320 | \$2,250.60 | 31 May, 2019 |
| CEFUROXIME AXETIL-250 | BN00051 | 90000968 | Outpatient | 108 | \$183.80 | 31 May, 2019 |
| TRIAMCINOLONE ACETONIDE SPR-55 | BN00241 | 90002094 | Mainsite | 47 | \$1,596.33 | 31 May, 2019 |
| TRIAMCINOLONE ACETONIDE SPR-55 | BN00241 | 90002094 | Outpatient | 18 | \$593.98 | 31 May, 2019 |
| DOXORUBICIN-10 | 88NN001 | 90001140 | Chemotherapy | 4 | \$128.99 | 30 June, 2019 |
| NORFLOXACIN-400 | G602932 | 90006420 | Outpatient | 69 | \$18.30 | 30 June, 2019 |
| ADRENALIN/EPINEPHRINE-1 | 06430717A | 90001634 | Mainsite | 220 | \$822.80 | 31 July, 2019 |
| ADRENALIN/EPINEPHRINE-1 | BN00005 | 90001634 | Outpatient | 172 | \$641.78 | 31 July, 2019 |
| AMOXYCILLIN/CLAVULANIC SUSP-228 | BN00019 | 90000925 | Outpatient | 4 | \$42.88 | 31 August, 2019 |
| MEDROXYPROGESTERONE-150 | L82956 | 90000557 | Outpatient | 19 | \$1,188.33 | 31 August, 2019 |
| METHYLPRED. SODI SUCC-1 | EP1617002 | 90000570 | Outpatient | 1 | \$119.12 | 31 August, 2019 |
| SALMETEROL/FLUTICASONE-25 | BN00218 | 90020040 | Mainsite | 22 | \$3,928.14 | 31 August, 2019 |
| VINBLASTINE-10 | 1904006 | 90001134 | Mainsite | 22 | \$1,040.60 | 31 August, 2019 |
| VINBLASTINE-10 | BN00247 | 90001134 | Chemotherapy | 7 | \$312.18 | 31 August, 2019 |
| VINBLASTINE-10 | BN00247 | 90001134 | Mainsite | 22 | \$1,040.60 | 31 August, 2019 |

Amount of Expired Medicines by Month (TT\$)



Sample Data for Illustrative Purposes

Warehouse

- Select all
- Chemotherapy
- Mainsite
- Outpatient

Expiry Date

30/09/2019 30/11/2019



23.73K

#Units

\$71.52K

Cost

List of Expiring Medicines (Next 3 Months)

| Medicine Name | Batch Name | Catalog Number | Warehouse | #Units Till Date | #Units 4 Weeks Back | #Units Aug 1 | Amount (TT\$) | Expiry Date |
|-------------------------------|------------|----------------|--------------|------------------|---------------------|--------------|---------------|--------------------|
| GALANTAMINE FILM COATED-16 | BN00115 | 90001815 | Mainsite | 1140 | 1316 | 2093 | \$564.10 | 30 September, 2019 |
| GALANTAMINE FILM COATED-16 | BN00115 | 90001815 | Outpatient | 524 | 252 | 26 | \$259.18 | 30 September, 2019 |
| GALANTAMINE FILM COATED-8 | BN00114 | 90001818 | Mainsite | 680 | 898 | 898 | \$336.50 | 30 September, 2019 |
| GALANTAMINE FILM COATED-8 | BN00114 | 90001818 | Outpatient | 244 | | 84 | \$120.88 | 30 September, 2019 |
| METHYLPREDNISOLONE ACETATE-40 | BN00172 | 90000568 | Outpatient | 4 | | 4 | \$633.75 | 30 September, 2019 |
| SALMETEROL/FLUTICASONE-25 | BN00218 | 90020040 | Outpatient | 1 | 6 | 10 | \$196.41 | 1 October, 2019 |
| CYCLOPHOSPHAMIDE-200 | BN00070 | 90001099 | Chemotherapy | 176 | 109 | 123 | \$4,598.00 | 31 October, 2019 |
| CYCLOPHOSPHAMIDE-200 | BN00070 | 90001099 | Mainsite | 66 | 280 | 300 | \$1,724.25 | 31 October, 2019 |
| ERTAPENEN-1 | BN00096 | 90001107 | Outpatient | 14 | | | \$3,870.68 | 31 October, 2019 |
| ERTAPENEN-1 | R006618 | 90001107 | Outpatient | 28 | 28 | 28 | \$7,443.62 | 31 October, 2019 |
| METOCLOPRAMIDE-10 | A17365 | 90001546 | Mainsite | 9856 | 13440 | 15680 | \$3,545.20 | 31 October, 2019 |
| METOCLOPRAMIDE-10 | A17365 | 90001546 | Outpatient | 484 | 594 | 504 | \$174.09 | 31 October, 2019 |
| MIDAZOLAM-15 | BN00176 | 90000458 | Mainsite | 1155 | 1200 | 1200 | \$1,295.91 | 31 October, 2019 |
| MIDAZOLAM-15 | BN00176 | 90000458 | Outpatient | 161 | 73 | 169 | \$180.19 | 31 October, 2019 |
| MIDAZOLAM-15 | RJ0449 | 90000458 | Outpatient | 3 | 3 | 3 | \$3.70 | 31 October, 2019 |
| PEMETREXED-500 | 411117003 | 90008642 | Chemotherapy | 6 | | | \$12,100.00 | 31 October, 2019 |
| PEMETREXED-500 | 411117003 | 90008642 | Mainsite | 6 | | | \$12,100.00 | 31 October, 2019 |
| AMITRIPTYLINE HCL-25 | A17443 | 90000173 | Outpatient | 1304 | | | \$229.42 | 30 November, 2019 |
| AMITRIPTYLINE HCL-25 | A17445 | 90000173 | Mainsite | 3080 | | | \$542.08 | 30 November, 2019 |
| AMITRIPTYLINE HCL-25 | A17445 | 90000173 | Outpatient | 3080 | | | \$542.08 | 30 November, 2019 |
| BLEOMYCIN SULPHATE-15 | BN00035 | 90001137 | Chemotherapy | 8 | | | \$2,540.15 | 30 November, 2019 |
| CEFTAZIDIME-1 | 6707 | 90000960 | Mainsite | 55 | | | \$1,084.16 | 30 November, 2019 |
| CEFTAZIDIME-1 | BN00049 | 90000960 | Mainsite | 44 | | | \$867.33 | 30 November, 2019 |

Medicine Name

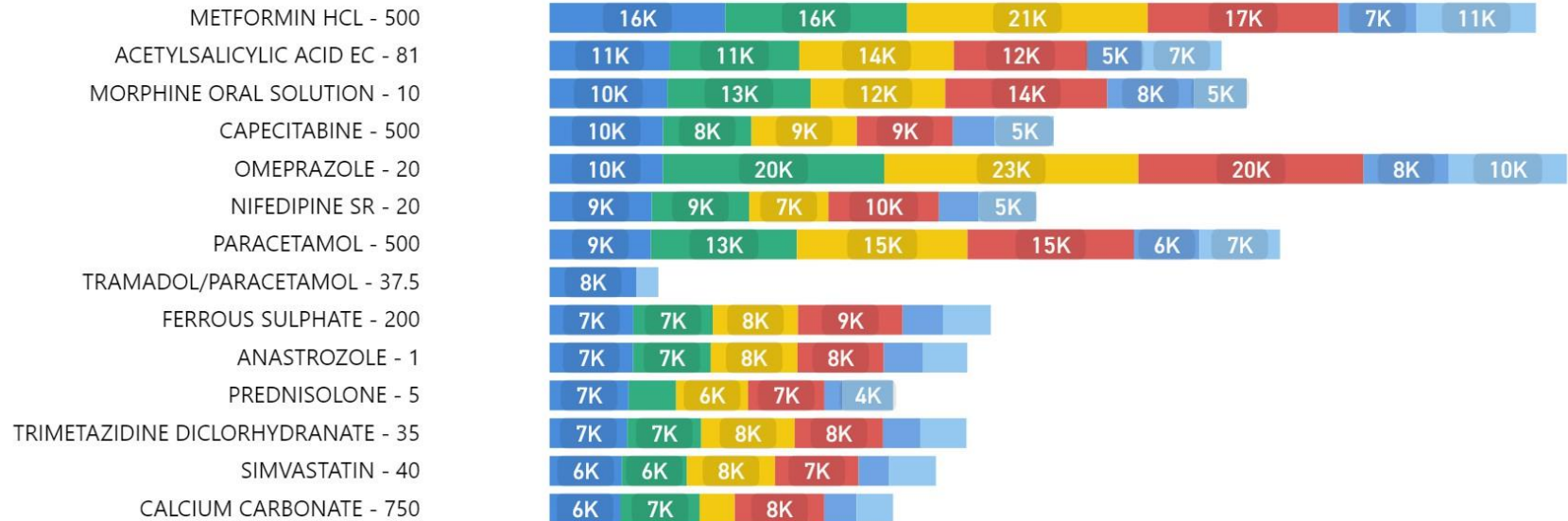


- Select all
- ABACAVIR - 300
- ABACAVIR SUSP - 20
- ACETAZOLAMIDE - 250
- ACETYLCYSTEINE - 200
- ACETYLSALICYLIC ACID EC - 81
- ACETYLSALICYLIC ACID NON-S...
- ACRIFLAVINE BPC - 500
- ACYCLOVIR - 200
- ACYCLOVIR - 250
- ACYCLOVIR CREAM - 5
- ACYCLOVIR SUSP - 200
- ADALIMUMAB - 40

Month on Month Drug Utilisation

Sample Data for Illustrative Purposes

● Units Dispensed in May ● Units Dispensed in Jun ● Units Dispensed in Jul ● Units Dispensed in Aug ● Units Dispensed in Sep ● Forecast For Remaining Month



249.07K

Requisition Stock To Buy

\$9.83M

Total Value of Requisition Stock (TT\$)

Total Value of Requisition Stock

| Medicine Name | Current Stock | Estimated Demand For The Month | Estimated Stock In Surplus/(Required) | Total Buffer Stock (Based on 30-days) | Requisition Stock To Buy/(Surplus) | Total Value of Requisition Stock (TT\$) |
|---|---------------|--------------------------------|---------------------------------------|---------------------------------------|------------------------------------|---|
| SORAFENIB - 200 | 1156 | 765 | 391.00 | 3672 | 3281 | \$1,389,668.00 |
| BEVACIZUMAB - 400 | 12 | 39 | -27.00 | 84 | 111 | \$1,201,178.00 |
| TRASTUZUMAB - 600 | 64 | 56 | 8.75 | 99 | 91 | \$972,629.00 |
| SUNITINIB - 50 | 0 | 66 | -65.50 | 605 | 671 | \$785,818.00 |
| CETUXIMAB INJ SOLUTION FOR INFUSION - 5 | 39 | 24 | 15.75 | 279 | 264 | \$751,948.00 |
| TRASTUZUMAB - 440 | 58 | 40 | 18.00 | 74 | 56 | \$678,196.00 |
| INFLIXIMAB - 100 | 24 | 10 | 14.25 | 168 | 153 | \$636,500.00 |
| OCTREOTIDE - 20 | 21 | 9 | 12.75 | 42 | 29 | \$384,989.00 |